

If you are using reloaded ammunition, please note that the hosting club of a CTSASA Championship is well within their rights to ask for a sample of your ammunition for testing purposes. The Range Officer will tap you on your shoulder whilst you are on the shooting stand in the 'ready' position and ask you for the two cartridges which are in your shotgun.

EYESIGHT PROTECTION

Eyesight is precious. Particles of cartridge components or pieces of broken clay could easily damage an eye. The CTSASA recommends the wearing of shatter-proof glasses when shooting. Various disciplines stipulate glasses must be worn at all times - please adhere to these rules.

HEARING PROTECTION

Hearing loss can occur naturally as one grows older and cannot be avoided but noise induced hearing loss will rapidly compound this loss if one is subjected to loud noises over a period of time. Such loss is permanent and cannot be rectified. Competitors and trappers must wear suitable hearing protection (ordinary cotton wool is virtually useless). The best protection are ear muffs which surround the whole ear (they prevent damaging sound from entering the back of the ear). Hearing protection is compulsory.

NOVICES

Novices are those who have not used a shotgun before or where experience is so limited that their competence in handling a shotgun is in question. They require special attention with particular emphasis on safety in aspects of gun handling. If you are a novice, please understand that your club will probably require that you be supervised during your first two or three visits.

SAFETY TRANSGRESSIONS

If you see anyone transgressing any safety rule, whether the person is deemed to be experienced or not, you MUST politely tell them or the Range Officer immediately. It is your **DUTY** to notify either the person or the Range Officer of the transgression. We are all responsible for the safety of our ranges. Even if you are a novice and you see a safety transgression, do not hold back - make sure that you inform either the transgressor or the Range Officer immediately.

TRAPPER SAFETY

Trappers are not always aware of the danger from shotguns, falling clays or machinery. Most standard ranges are generally automatic but often there are trappers inside the trap houses filling the traps. Under these circumstances, the trapper should have a red flag for him to use should there be a problem or if the trapper wishes to exit from the trap house.

Great care should be taken whilst shooting FITASC Sporting, Compak Sporting or any other form of Sporting Clays. Safety rules dictate that the trappers should be completely protected and should not be visible from any of the shooting stands. Often a trapper will put his/her head around the protective shield and under these circumstances they should be told very firmly to get back behind the shield. The hosting club should provide each trapper with a red flag as per the standard disciplines so that they can indicate a problem.

All shooters are required to be fully aware of the safety regulations concerning trappers on both standard and sporting ranges and should you see any problems, you are required to inform the Jury immediately.

AUTOMATIC AND MANUAL TRAPS


The machines which launch the clays are incredibly powerful!

- **NEVER** walk in front of a loaded trap
- **NEVER** lean over a loaded trap
- **DO NOT** interfere with the setting of traps - call the Range Officer if there is a problem
- If there is a problem with an automatic trap, do not touch the release button or remote - somebody might get hurt if you accidentally press the button!

COMMON SENSE


- Safety is all about common sense - please make sure you use yours
- Safety is easy to learn - please take time to learn these rules
- Safety must become second nature
- Remember - good shooting is no accident
- This is not an exhaustive list of safety rules. Any omission from this list does not imply acceptability.

ENJOY CLAY TARGET SHOOTING - SAFELY!



THE CLAY TARGET SHOOTING ASSOCIATION
OF
SOUTH AFRICA

MEMBER'S SAFETY RULES



Please read this publication very carefully -
Safety is everyone's responsibility.

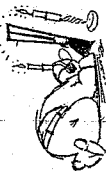
ALL REASONABLE PRECAUTIONS HAVE BEEN TAKEN TO ENSURE ACCURACY OF INFORMATION. THE CTSASA CANNOT ACCEPT RESPONSIBILITY FOR LOSS OR DAMAGE ARISING FROM THE USE OR MIS-USE OF THIS PUBLICATION.

The Only Way

THE TEN COMMANDMENTS FOR CLAY TARGET SHOOTERS

GENERAL

1 Treat every gun as if it is loaded and with the utmost respect at all times.



2 When carrying a gun it should be open and empty at all times. Pump action and semi-automatic guns should be carried with bolts back, chambers and magazines empty, barrels pointing upward, breech forward.



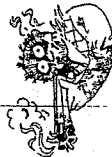
3 Avoid alcohol and horseplay when in possession of a gun.



4 When using a gun you should have on your person only those cartridges which are of the correct gauge and chamber length to match the gun.



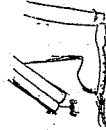
5 All guns should be:-
(a) "nitro-proofed"
(b) "in proof"
(c) in safe and sound condition to shoot.



6 DO NOT point or fire your gun at anything other than a clay target (i.e. do not point or fire your gun at any other inanimate or animate object). Failure to observe this rule will lead to disqualification and expulsion from the ground.



7 Before loading your gun with one or two cartridges, check that the barrels are free from obstruction and that they are pointing up the range.



8 Keep the muzzles pointing up the range at all times until you have opened and emptied your gun. Then (and only then) you may turn around and walk off the firing point.



9 GUN MALFUNCTION - Keep the muzzles pointing up the range until the malfunction is identified and corrected. (If upon firing the gun the cartridge makes an unusual report, then before reloading you should check the barrels are free from obstruction).



10 REMEMBER YOU (AND ONLY YOU) ARE RESPONSIBLE FOR THE SAFE HANDLING OF YOUR GUN AT ALL TIMES. YOU ARE ALSO RESPONSIBLE FOR THE BEHAVIOUR AND SAFETY OF YOUR FAMILY, GUESTS AND ANIMALS WHEN THEY ARE ON THE SHOOTING GROUND.

Acknowledgement to the CTSASA, England

The Safe Way

The Clay Target Shooting Association of South Africa
PO Box 812, Great Brak River, 6525
email: ctsasa@netactive.co.za



IMPORTANT SAFETY RULES

SHOTGUNS

A shotgun (in Law) is defined as a smooth bored gun with a barrel length in excess of 24". The shotgun generally is a weapon designed specifically for killing. Shotguns used for breaking clay targets have this same capability and therefore must be treated with the same care, caution and respect. A shotgun for clay target shooting must have a barrel length of 26" or more. Maximum bore is 12 gauge.

Remember:- any bird, animal or person coming into line within the lethal range of any discharged shotgun accidentally or on purpose - will be killed or maimed. The normal 12 bore cartridge at close quarters can blast a human being into oblivion - bloodily, messily and extremely rapidly. The CTSASA rules for all the disciplines are explicit in requiring that all shotguns be open and empty except when the competitor is on the shooting stand and the Referee has given permission for shooting to commence.

SAFE CARRYING OF SHOTGUNS - INCLUDING PUMP AND SEMI-AUTOMATIC SHOTGUNS

- Guns when carried must be open and empty.
- Over & Under and side-by-side shotguns should be "broken".
- Semi-automatics and pump models must be open at the breech (with the breech facing forward) and the muzzle pointing straight up in the air.
- Do not carry your shotgun over your shoulder with the barrels pointing backwards - people standing behind you will not like having two barrels pointed at them.
- It is a good idea at sporting events to carry your gun in a gun slip from stand to stand. It's easy, convenient and safe.
- Other guns must not be touched without the owner's permission.
- It is also vital that the correct behaviour required is given in instruction and training so that safety becomes instinctive and habitual. Treat all guns as if they are loaded.
- Remember:- "Guns don't kill people - people kill people"

ON THE SHOOTING STAND - SAFE HANDLING

- Whether empty or loaded keep the shotgun pointing down range
- When you are ready to call for the target, address the target in the correct manner
- After firing, DO NOT twist the shotgun over to eject the cartridges directly into the basket/bin (this action points the barrels at the shooters behind you)
- After firing, empty your shotgun keeping the barrels pointing downwards
- After completing the stand, do not turn around until you have emptied your shotgun of all cartridges, live or spent.

CARTRIDGES

CTSASA rules require that no more than 2 cartridges shall be loaded at any one time (refers to Pump Action and Semi-Automatic Shotguns). **For Novices** - do not allow more than one cartridge at any one time until the novice demonstrates good knowledge of safety.

- Guns shall be emptied of any cartridge or cartridge case(s) before turning from or leaving the firing point
- in the event of a Misfire or Malfunction the gun shall be handed safely to the Referee for inspection.
- iii) cartridge loads must not exceed 12 gauge and must comply with the relevant discipline rule.

Any lapses in safety conduct should result in the offenders immediately being reminded emphatically and publicly. Repeat offenders should be immediately expelled from the shooting ground.

RELOADED CARTRIDGES

These are permitted for local events but not for events which are designated as "International" (e.g. African Grand, FITASC Pan African Sporting etc). All international rules forbid reloaded cartridges. However, it is recognised that many members make considerable savings by reloading their own cartridges.

Anyone using reloaded ammunition must comply with the international specifications for shot loads and must ensure that their ammunition is reloaded in accordance with safety standards. For further information please contact the CTSASA Executive Officer or visit www.ctsasa.co.za.